

Saskatchewan
Health Authority

2020 RESIDENT EVALUATION SURVEY
FINAL REPORT
JULY 2020

Research Department
Room M-704, 2180 23rd Avenue,
Regina, SK S4S 0A5

In June 2020, all Regina-based residents were asked to complete a survey regarding their experience on the Regina Campus. A total of 36 Residents completed (or partially completed) the survey (13 Family Medicine, 18 RCPSC Residents and 5 Emergency Medicine Residents).

Residents were asked to respond to an average of six questions per topic with a fixed answer scale ranging from 1 to 7, with higher values representing higher levels of satisfaction. Each of the eight topics measures a separate aspect of the “Regina experience”. Table 1 shows the results for Family Medicine residents, Table 2 shows RCPSC residents and Table 3 EM residents.

Table 1: Overall results of the 2020 FM Resident Evaluation Survey (13 responses*)

Topic	Dissatisfied (n)	Neutral (n)	Satisfied (n)	Average score**
Overall Experience	0	5	6	4.94
Space Available	0	2	9	5.59
Preceptors	0	3	8	5.65
Rotation Delivery	0	4	7	5.36
IT	1	6	4	4.73
Videoconferencing	0	4	7	5.41
Rotation Assessment	0	4	7	5.70
Research	0	3	8	5.85

* Two responses were incomplete.

** Scores can range from 1 to 7 with a higher score representing higher levels of satisfaction

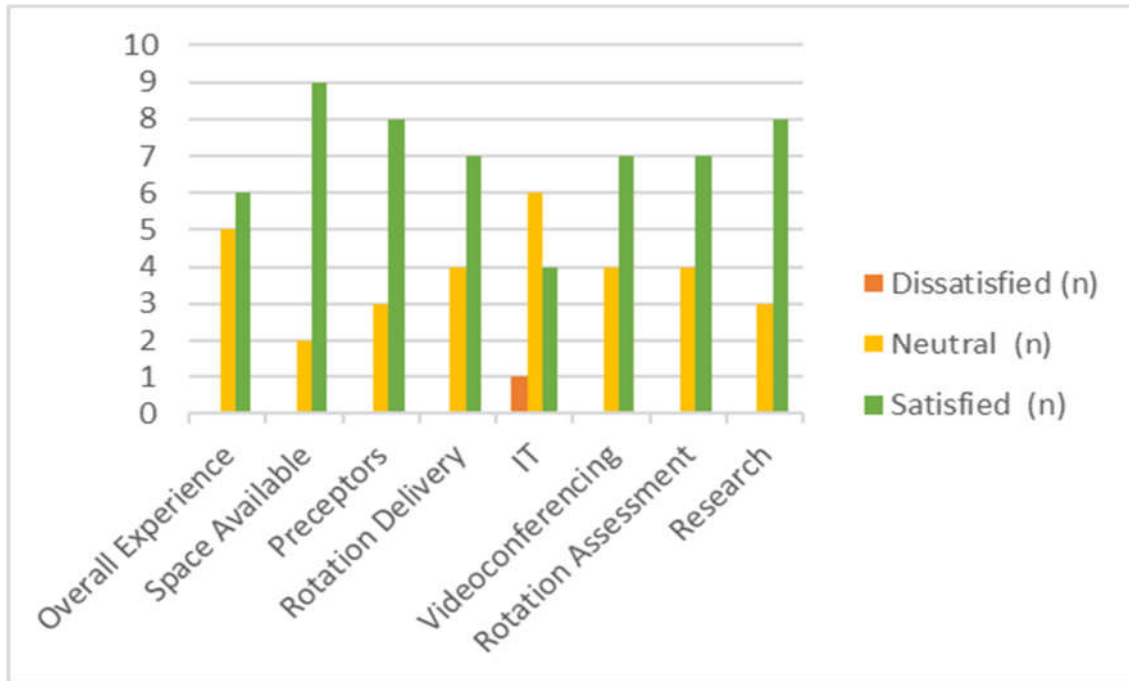


Figure 1: Overall results of the 2020 FM Resident Evaluation Survey

Table 2: Overall results of the 2020 RCPSC Resident Evaluation Survey (18 responses*)

Topic	Dissatisfied (n)	Neutral (n)	Satisfied (n)	Average score**
Overall Experience	3	8	7	4.49
Space Available	0	4	14	5.60
Preceptors	2	6	9	4.90
Rotation Delivery	0	4	13	5.75
IT	1	6	10	5.45
Videoconferencing	1	8	8	4.92
Rotation Assessment	3	6	7	4.75
Research	0	6	10	5.34

* Two responses were incomplete.

** Scores can range from 1 to 7 with a higher score representing higher levels of satisfaction

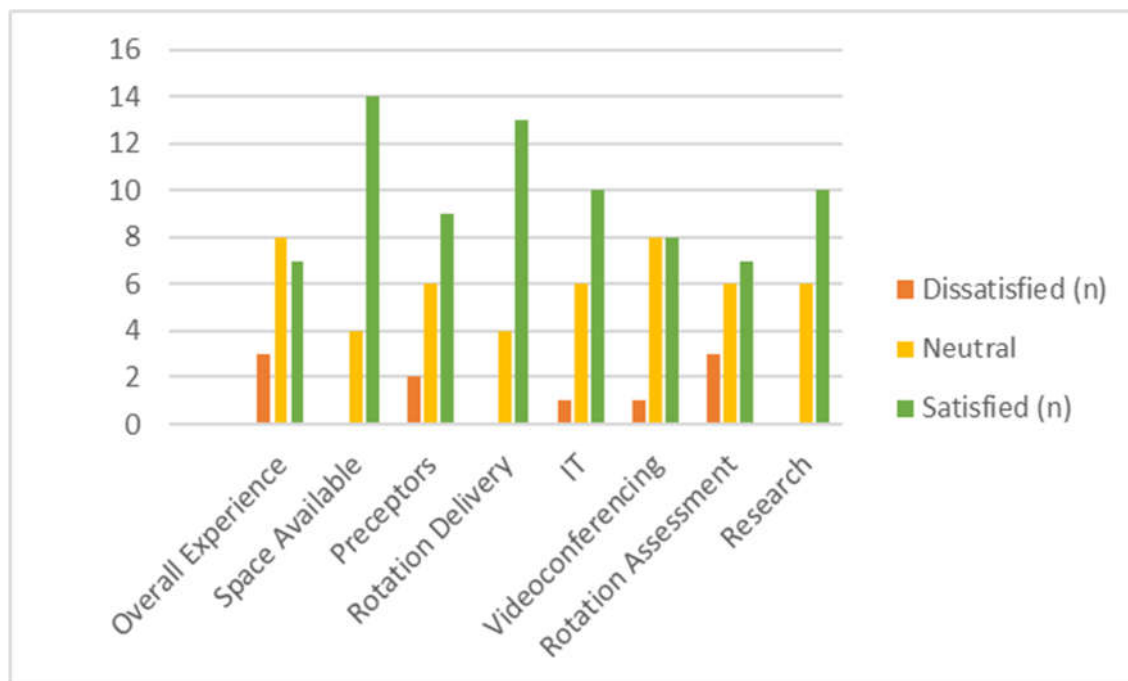


Figure 2: Overall results of the 2020 RCPSC Resident Evaluation Survey

Table 3: Overall results of the 2020 EM Resident Evaluation Survey (5 responses*)

Topic	Dissatisfied (n)	Neutral (n)	Satisfied (n)	Average score**
Overall Experience	0	0	5	6.17
Space Available	0	0	5	5.91
Preceptors	0	1	3	5.53
Rotation Delivery	0	0	4	6.13
IT	0	2	1	5.00
Videoconferencing	0	1	2	5.39
Rotation Assessment	0	1	2	6.50
Research	1	0	2	6.00

* * Two response were incomplete

** Scores can range from 1 to 7 with a higher score representing higher levels of satisfaction

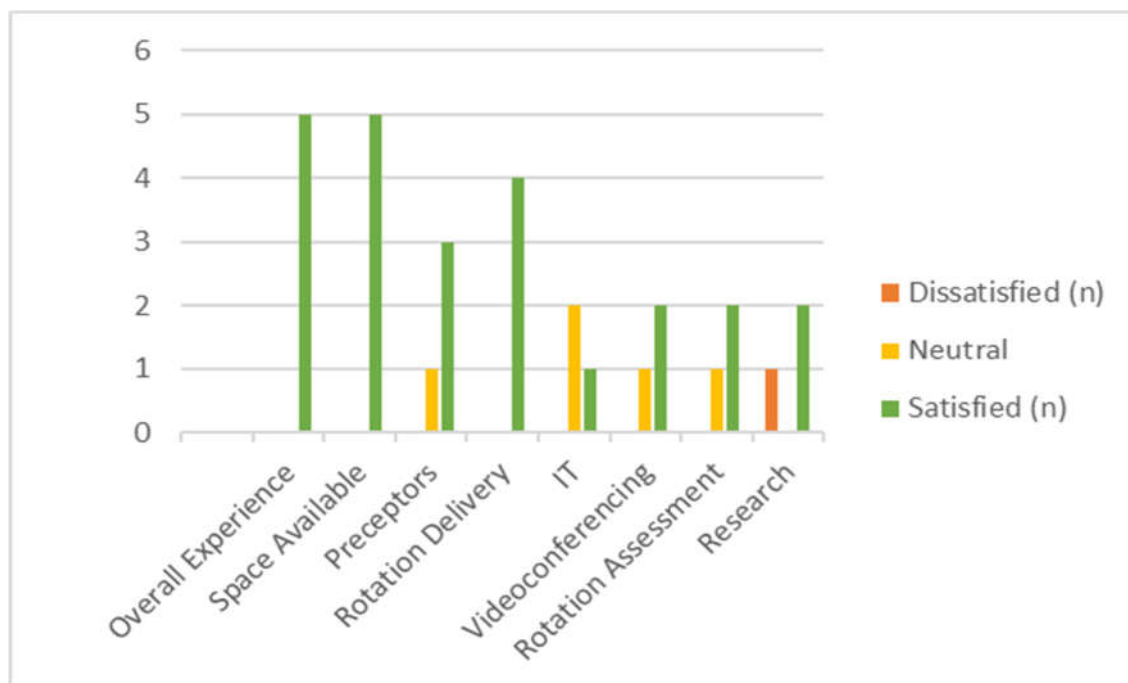


Figure 3: Overall results of the 2020 EM Resident Evaluation Survey