

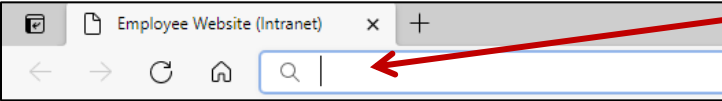
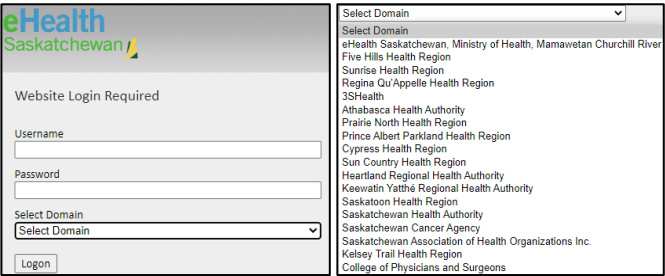
 Saskatchewan Health Authority	Work Standard #: CV-19 WS0076			
	Title:	Panorama Quick Entry Tool for COVID-19 Documentation – Logging in to Panorama COVID Quick Entry (CQE) Tool		
	Role performing Activity:	COVID-19 Vaccine Booking Office & Vaccine Clinics		
<h1>WORK STANDARD</h1>	Location:	Saskatchewan Health Authority	Department/Unit:	Vaccine Clinics/Booking Areas
	Document Owner:	Digital Health	Date Prepared:	March 10, 2021
	Last Revision:		Date Approved:	March 12, 2021
	Related Policies/Documentation			

Work Standard Summary: This work standard outlines the steps (**Non-Panorama Users**) on how to log in to the Panorama Quick Entry Tool being used for recording COVID-19 immunizations.

Essential Tasks:	
1.	Browsers – You must use Google Chrome or Microsoft Edge for this tool. Internet Explorer is unsupported and may result in errors
2.	<p>Launch Google Chrome  or Microsoft Edge  :</p>  <p>In the toolbar enter the following URL to access Quick Entry: https://panorama-cqe.ehealthsask.ca</p>
3.	<p>At the login screen...</p> <p>Internal SHA Users – enter your usual network login and password and select your assigned Domain.</p> <p>External Non-SHA Users – enter your myEhealth login and password and select the following Domain: eHealth Saskatchewan, Ministry of Health, Mamawetan Churchill River.</p>  <p>Finally – click the Logon button.</p>
4.	<p>The CQE tool will open and you are now ready to perform a Client Search.</p> 